



2 mm



BEIN

R9120D
for upper roots,
round point

3 mm



BEIN

R9130D
for upper roots,
round point

4 mm



BEIN

R9140D
for upper roots,
round point

3 mm



BEIN

R9150D
for upper roots,
square point

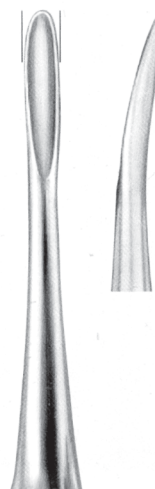
4,2 mm



WHITE
R9160D

for upper roots, straight

4,4mm



WHITE
R9170D

for upper roots, curved



HEIDBRINK
R9180D

for lower roots



HEIDBRINK
R9190D

for lower roots



HEIDBRINK
R9200D

for upper roots



HEIDBRINK
R9210D

Fig. 1



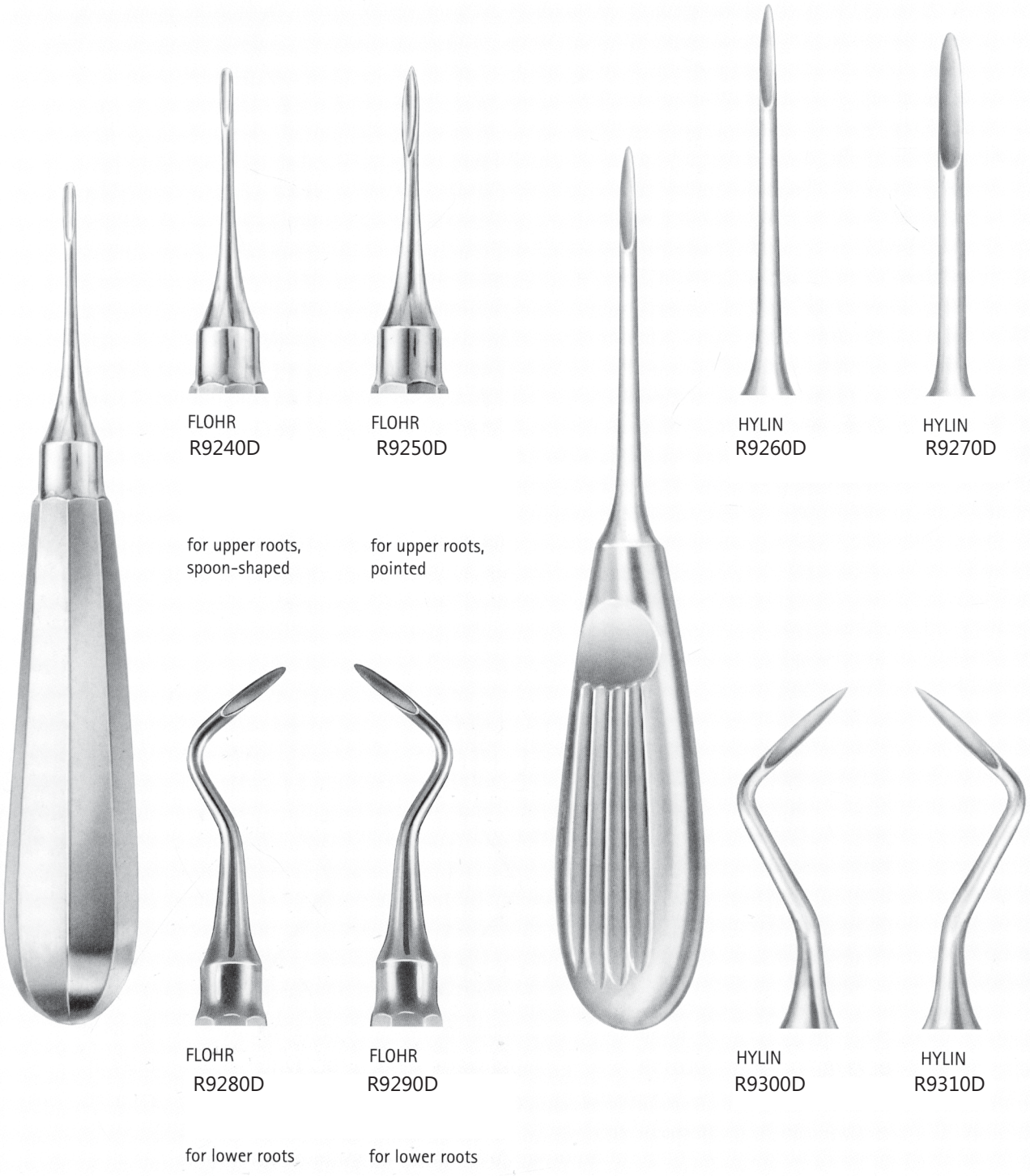
HEIDBRINK
R9220D

Fig. 2



HEIDBRINK
R9230D

Fig. 3



FLOHR
R9240D

FLOHR
R9250D

HYLIN
R9260D

HYLIN
R9270D

for upper roots,
spoon-shaped

for upper roots,
pointed

FLOHR
R9280D

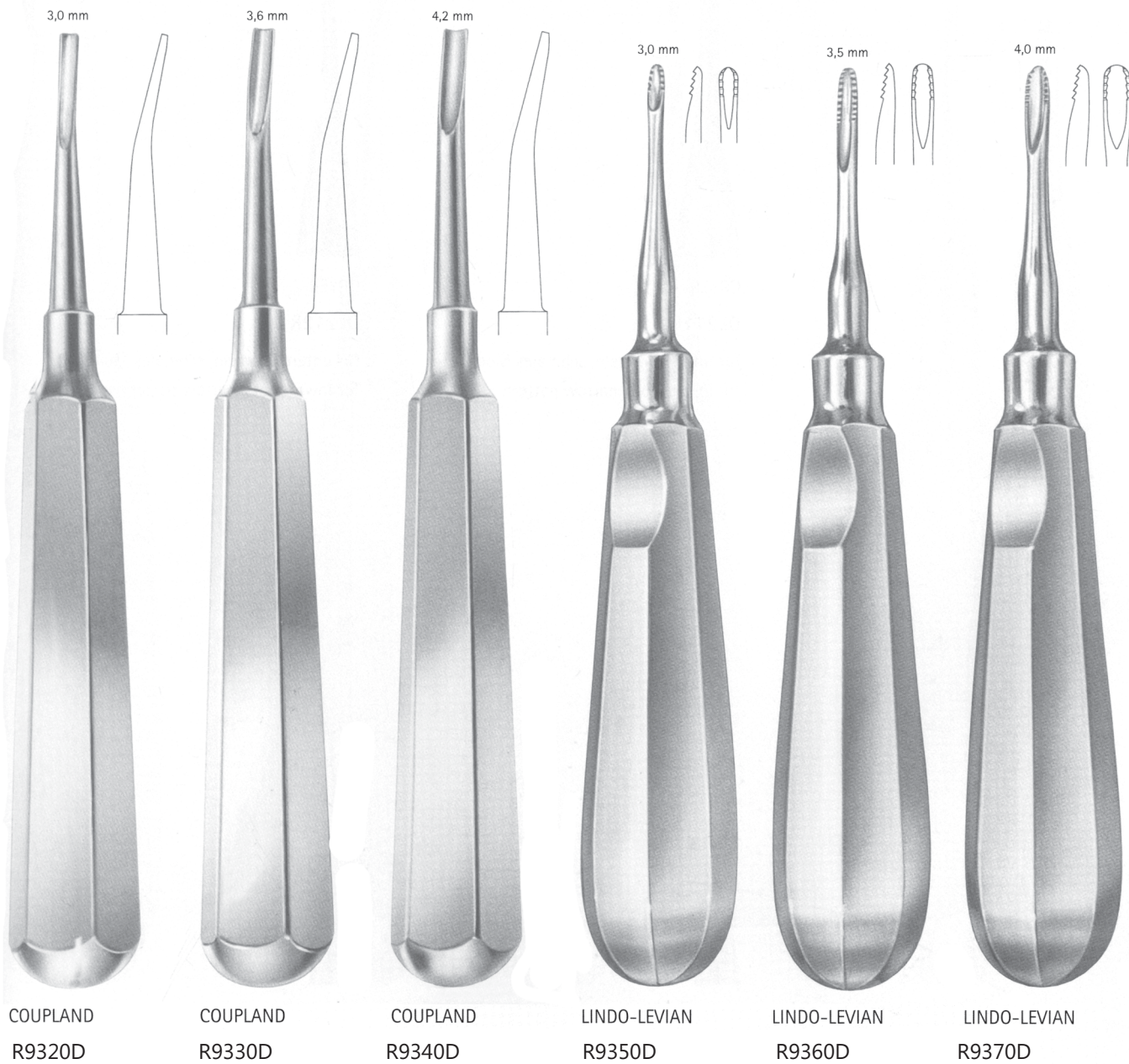
FLOHR
R9290D

HYLIN
R9300D

HYLIN
R9310D

for lower roots

for lower roots



COUPLAND
R9320D

Fig. 1

COUPLAND
R9330D

Fig. 2

COUPLAND
R9340D

Fig. 3

LINDO-LEVIAN
R9350D

LINDO-LEVIAN
R9360D

LINDO-LEVIAN
R9370D



CRYER
R9380D

for lower roots, narrow pattern



CRYER
R9390D

for lower roots, narrow pattern



CRYER-WHITE
R9400D

for lower roots, wide pattern



CRYER-WHITE
R9410D

for lower roots, wide pattern




SELDIN

R9420D
for lower roots



SELDIN

R9430D
for lower roots



WINTER

R9440D
for lower roots



WINTER

R9450D
for lower roots



WARWICK-
JAMES

R9460D

for upper
roots



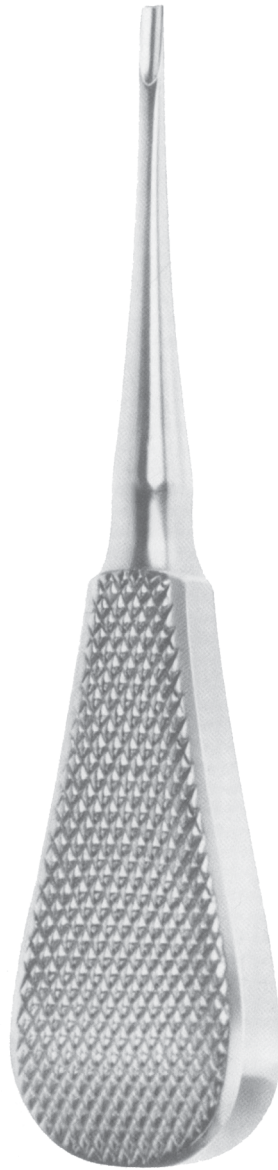
WARWICK-
JAMES
R9470D

for lower
roots



WARWICK-
JAMES
R9480D

for lower
roots



LONDON
HOSPITAL
COLEMAN

R9490D

for upper
roots



LONDON
HOSPITAL
COLEMAN

R9500D

for lower
roots



LONDON
HOSPITAL
COLEMAN

R9510D

for lower
roots



R9520D
GABKA



R9530D
GABKA

Elevator, modif. with screw
driver-shaped working end



BARRY

R9540D
for lower roots



BARRY

R9550D
for lower roots



BARRY

R9550D
for lower roots



BARRY

R9560D
for lower roots



WINTER

R9570D
for lower roots




WINTER

R9580D
for lower roots



LECLUSE

R9590D



CHOMPRET

R9600D
150 mm, 6"



CHOMPRET

R9610D
150 mm, 6"



CHOMPRET

R9620D
150 mm, 6"



CHOMPRET

R9630D
150 mm, 6"