


R8200D

Fig. 2

for upper incisors and canines



R8210D

Fig. 2

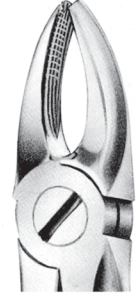
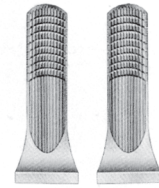
for upper incisors and canines



R8220D

Fig. 1

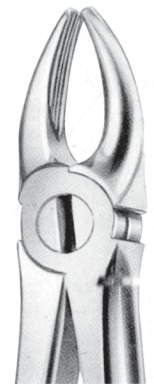
for upper incisors and canines, wide



R8230D

Fig. 1

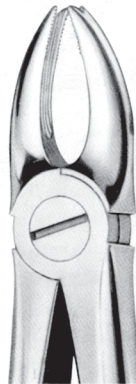
for upper incisors and canines, wide



R8240D

Fig. 3

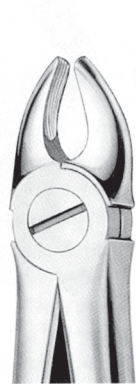

for upper crowded incisors and canines



TROTTER

R8250D


Fig. 168



R8260D

Fig. 107


with short beaks, for upper canines



GUY

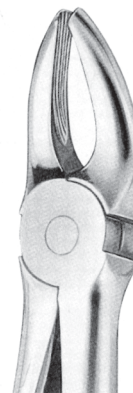

R8270D
Fig. 136

for upper premolars




R8280D
Fig. 136

for upper premolars



R8290D
Fig. 7

for upper premolars



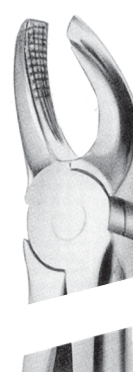
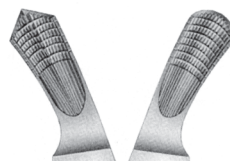
R8300D
Fig. 7

for upper premolars



R8310D
Fig. 17

for upper molars, right



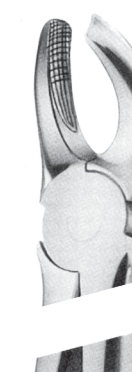
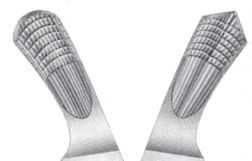
R8320D
Fig. 17

for upper molars, right



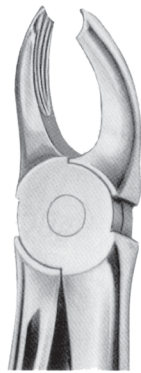

R8330D
Fig. 18

for upper molars, left



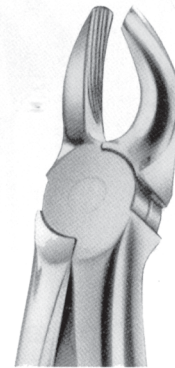

R8340D
Fig. 18

for upper molars, left



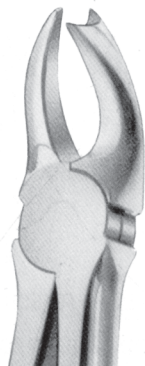

R8350D
Fig. 18 A

for upper molars, either side



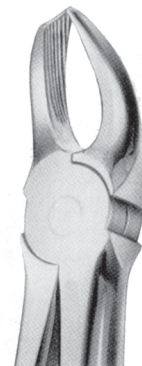

R8360D
Fig. 19

for upper molars and wisdom teeth



R8370D
Fig. 89

for upper molars, right, gripping in depth




R8380D
Fig. 90

for upper molars, left, gripping in depth




R8380D
Fig. 4

for lower canines




R8390D
Fig. 13

for lower canines and
premolars




R8400D
Fig. 13

for lower canines and
premolars




R8410D
Fig. 75

for lower canines and
premolars



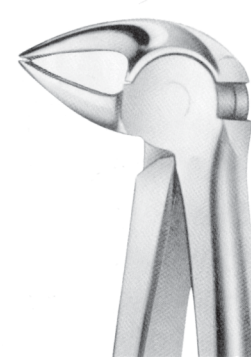
R8420D
Fig. 33

for lower incisors,
premolars and roots





R8430D
Fig. 33

for lower incisors,
premolars and roots





R8440D
Fig. 33 A

for lower roots, with
narrow beaks




R8450D
Fig. 33 A

for lower roots, with
narrow beaks




R8460D
Fig. 22

for lower molars, either side



R8470D
Fig. 22

for lower molars, either side



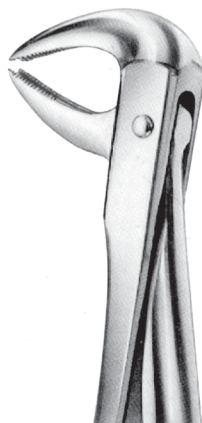

R8480D
Fig. 23

for lower molars, right



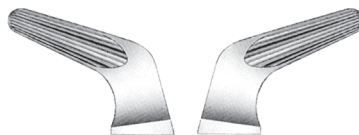
R8490D
Fig. 24

for lower molars, left



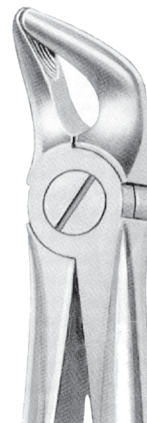

TROTTER
R8500D
Fig. 169

for lower canines and premolars




R8510D
Fig. 31

for lower premolars and roots



R8520D
Fig. 8

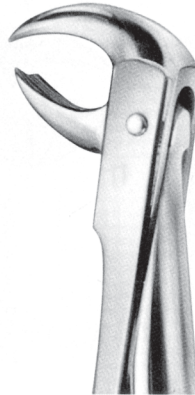

for lower premolars



R8530D

Fig. 73

for lower molars




WOOD

R8540D

Fig. 99

for lower molars

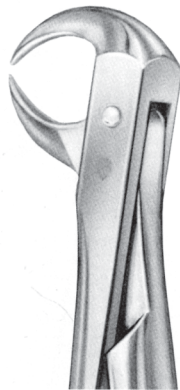



PASSOW

R8550D

Fig. 99 1/4


for lower molars



R8560D

Fig. 86 C


for lower molars, gripping in depth, lateral



R8570D

Fig. 86

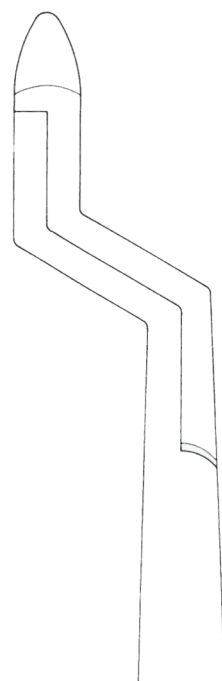

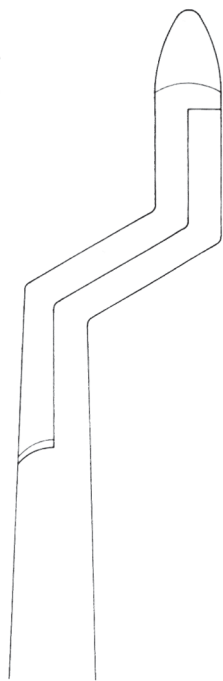
for lower molars, gripping in depth, lateral



R8580D

Fig. 87

Cowhorn, for lower molars, gripping in depth, facial



ROUTURIER

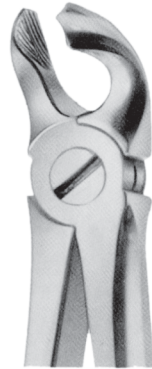

R8590D

for lower molars and wisdom
teeth, left

ROUTURIER


R8600D

for lower molars and wis-
dom teeth, right




R8610D
Fig. 21

for lower wisdom teeth and
molars



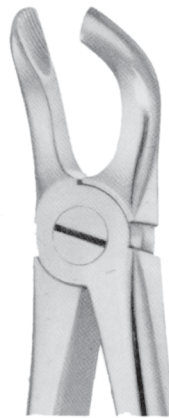

R8620D
Fig. 79

for lower wisdom teeth




R8630D
Fig. 79

for lower wisdom teeth




R8640D
Fig. 79 A

for lower wisdom teeth




R8650D
Fig. 79 A

for lower wisdom teeth




R8660D
Fig. 74

for lower roots,
beaks 4.5 mm wide





R8670D
Fig. 74

for lower roots,
beaks 4.5 mm wide




R8680D
Fig. 74 M

for lower roots,
beaks 4 mm wide



R8690D
Fig. 74 N

for lower roots and crowded
incisors, beaks 2.8 mm wide



R8700D
Fig. 31



R8710D
Fig. 33 A

R8720D
Fig. 33 A

R8730D
Fig. 33

R8740D
Fig. 33

for lower roots,
with narrow beaks

for lower roots,
with narrow beaks

for lower incisors,
premolars and roots

for lower incisors,
premolars and roots



KAISER

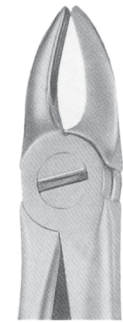
FEINER

R8750D
for very fine lower
roots, gripping in depth

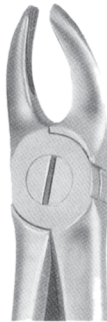
R8760D
special pattern for
lower roots

R8770D
special pattern for
lower roots, with extra
long beaks

R8780D
for separating lower
molar roots




R8790D
for upper incisors



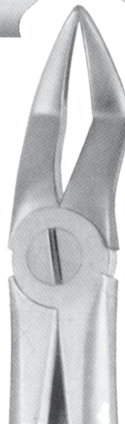

R8800D
for upper molars,
either side, wide



R8810D
for upper molars,
either side, small




R8840D




R8820D

for upper roots



R8830D

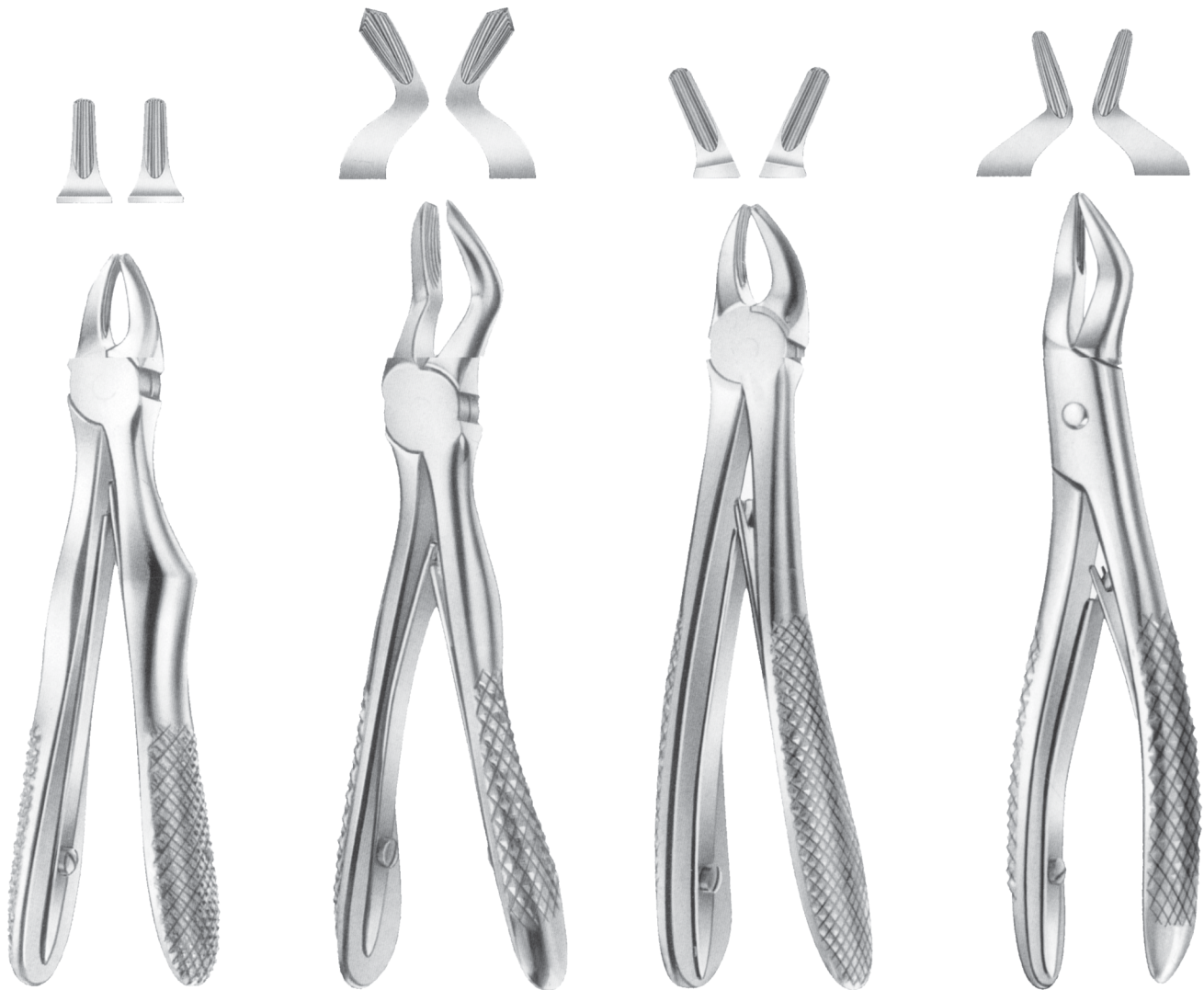
for upper molars, right



R8840D

for upper molars, left

for upper premolars



KLEIN

R8850D
for upper incisors

KLEIN

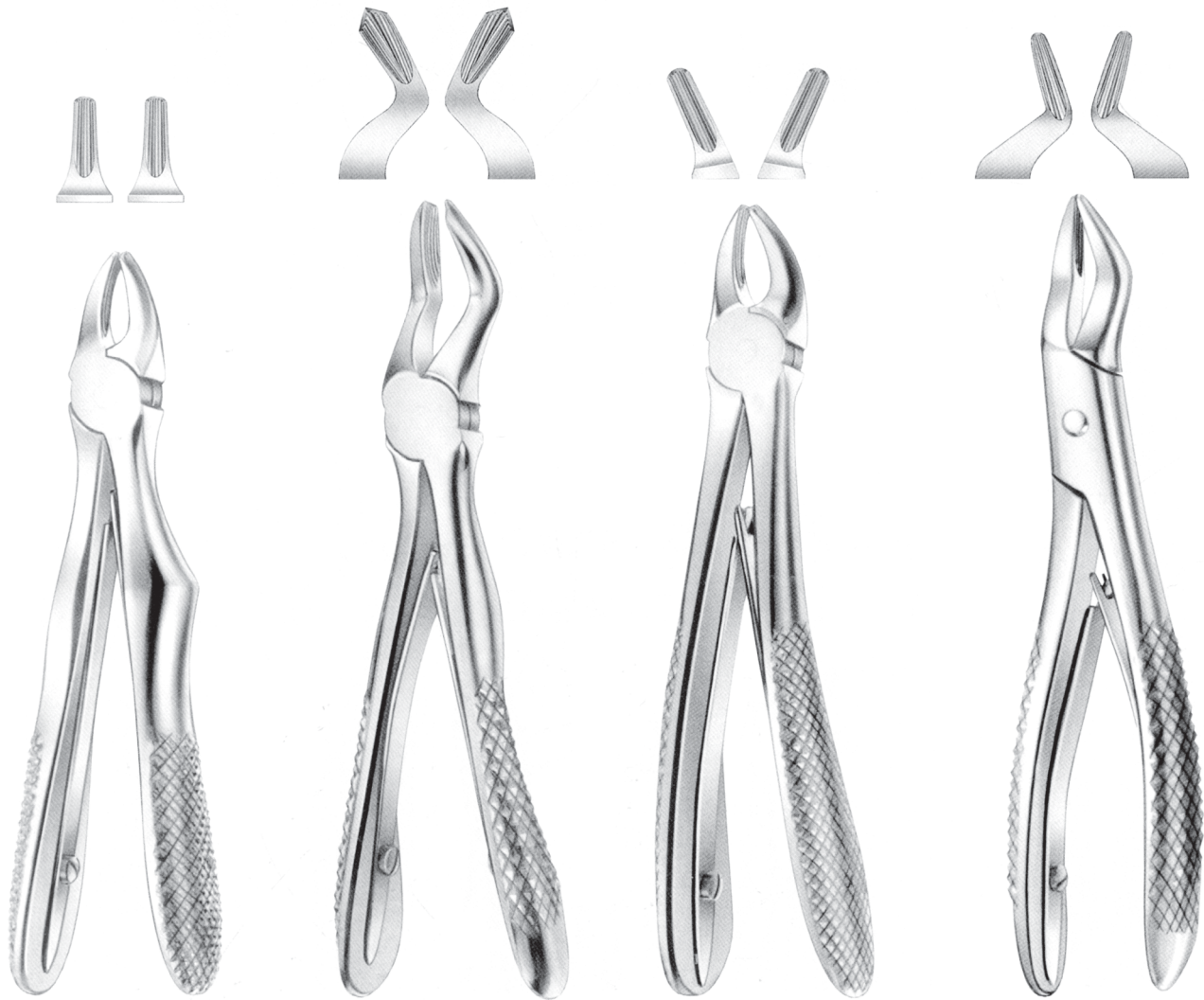
R8860D
for upper molars

SCHMIDT

R8870D
for upper milk molars

SCHMIDT

R8880D
for upper roots



KLEIN

R8890D
for upper incisors

KLEIN

R8900D
for upper molars

SCHMIDT

R8910D
for upper milk molars

SCHMIDT

R8920D
for upper roots