




R0620D

140 mm, 5 1/2"



R0630D

165 mm, 6 1/2"



COLUMBIA  
R0640D

165 mm, 6 1/2"



McCALL  
R0650D

165 mm, 6 1/2"



GRACEY  
R0660D  
Fig. 5/6

Eckzähne  
and canines  
165 mm, 6 1/2"



GRACEY  
R0670D  
Fig. 7/8

Curette for premolars  
160 mm, 6 1/4"



GRACEY  
R0680D  
Fig. 11/12

Curette for molars  
165 mm, 6 1/2"



GRACEY  
R0690D  
Fig. 13/14

Curette for molars  
165 mm, 6 1/2"



CRANE-CAPLAN

R0700D

CI 2/3  
Scaler, allein  
Scaler, only  
25 mm, 1"



McCALL  
R0710D

Scaler, only  
35 mm, 1<sup>3</sup>/<sub>8</sub>"



McCALL  
R0720D

Curette, only  
30 mm, 1<sup>1</sup>/<sub>8</sub>"



TAYLOR  
R0730D

Scaler, only  
30 mm, 1<sup>1</sup>/<sub>8</sub>"



R0740D

Scaler, only  
30 mm, 1<sup>1</sup>/<sub>8</sub>"



COLUMBIA  
R0750D

Curette, only  
30 mm, 1<sup>1</sup>/<sub>8</sub>"



LANGER  
R0760D

Curette, only  
30 mm, 1<sup>1</sup>/<sub>8</sub>"



LANGER  
R0770D

Curette, only  
30 mm, 1<sup>1</sup>/<sub>8</sub>"



LANGER  
R0780D

Curette, only  
30 mm, 1<sup>1</sup>/<sub>8</sub>"



GOLDMANN-FOX  
R0790D

Curette, only  
35 mm, 1<sup>3</sup>/<sub>8</sub>"



R0800D

Scaler, only  
35 mm, 1<sup>3</sup>/<sub>8</sub>"



R0810D

Scaler, only  
30 mm, 1<sup>3</sup>/<sub>8</sub>"



R0820D

Scaler, only  
30 mm, 1<sup>3</sup>/<sub>8</sub>"



R0830D

Sickle scaler, only,  
single-ended  
35 mm, 1<sup>3</sup>/<sub>8</sub>"



R0840D

35 mm, 1<sup>3</sup>/<sub>8</sub>"



COLUMBIA  
R0850D

35 mm, 1<sup>3</sup>/<sub>8</sub>"



McCALL  
R0860D

Curette, only  
35 mm, 1<sup>3</sup>/<sub>8</sub>"



GRACEY  
R0870D  
Fig. 5/6

Curette, only  
35 mm, 1<sup>3</sup>/<sub>8</sub>"



GRACEY  
R0880D  
Fig. 7/8

Curette, only  
35 mm, 1<sup>3</sup>/<sub>8</sub>"



GRACEY  
R0890D  
Fig. 11/12

Curette, only  
35 mm, 1<sup>3</sup>/<sub>8</sub>"



GRACEY  
R0900D  
Fig. 13/14

Curette, only  
35 mm, 1<sup>3</sup>/<sub>8</sub>"





SEIDEL  
R0970D  
150 mm, 6"



ABOTT  
R0910D  
150 mm, 6"



ABOTT  
R0920D  
150 mm, 6"



WILLIGER  
R0930D  
150 mm, 6"



BLACK  
R0940D  
150 mm, 6"



JACQUETTE  
R0950D  
150 mm, 6"



McCALL  
R0960D  
150 mm, 6"

Hatchets



R0980D  
150 mm, 6"



R0990D  
150 mm, 6"



R1000D  
150 mm, 6"


Wing shapes



DARBY-PERRY  
R1010D  
150 mm, 6"



DARBY-PERRY  
R1020D  
150 mm, 6"



GUY  
R1050D  
Chisel  
150 mm, 6"



HYGIENIST  
R1060D  
Scaler  
Scaler  
150 mm, 6"



R1030D



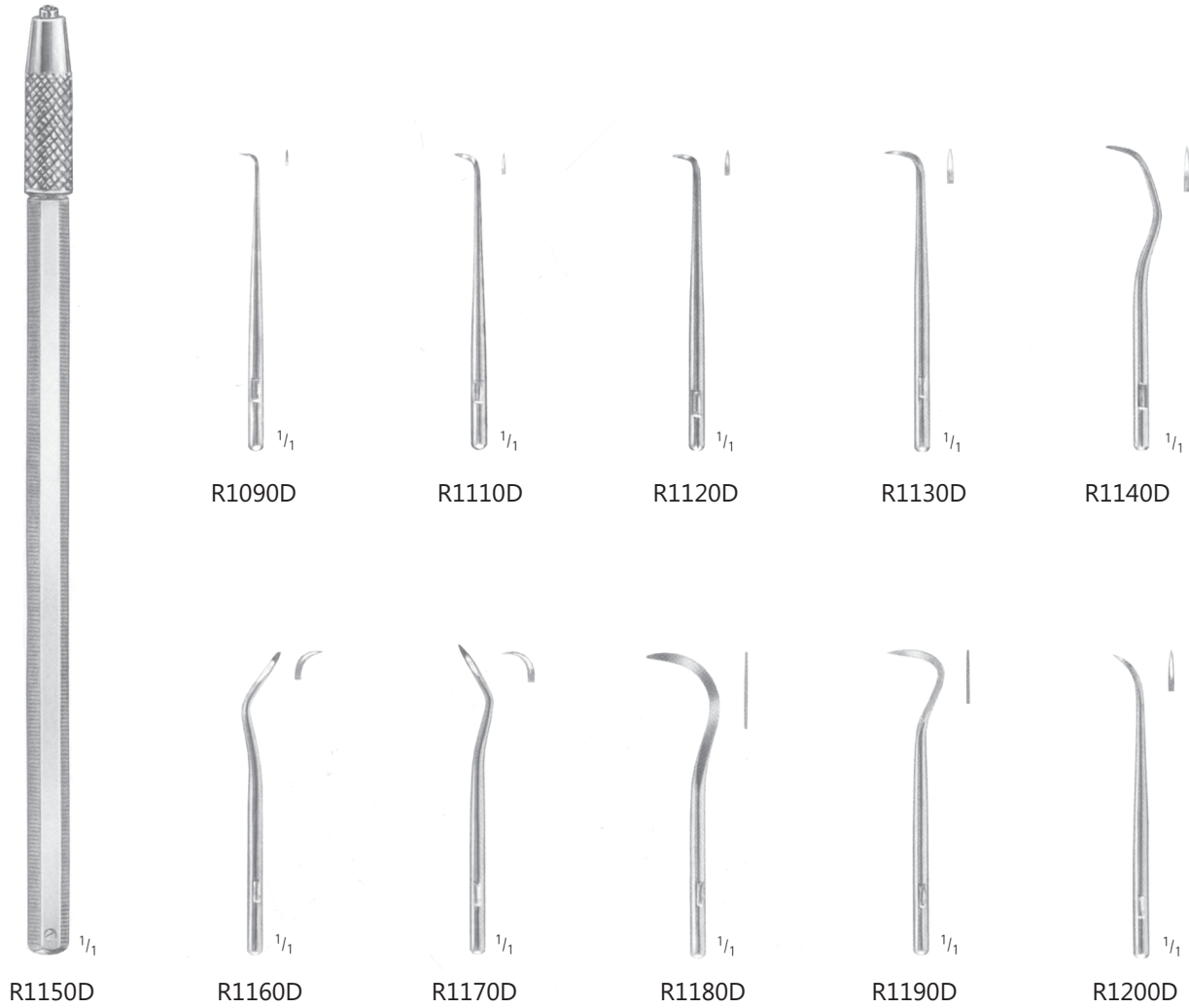
R1040D




CUMINE  
R1070D  
Scaler  
Scaler  
170 mm, 6<sup>3</sup>/<sub>4</sub>"



MITCHEL  
R1080D  
Scaler  
Scaler  
170 mm, 6<sup>3</sup>/<sub>4</sub>"



Handle with chuck,  
for inserting the  
MORSE Scaler points  
135 mm, 5 1/4"



CRANE-CAPLAN

R1210D

CI 2/3

Rough scaler  
160 mm, 6 1/4"



TAYLOR

R1220D

T2/T3

Universal scaler  
170 mm, 6 3/4"



R1230D


USM

Interdenal scaler  
175 mm, 7"



R1240D

H 6/7  
170 mm, 6<sup>3</sup>/<sub>4</sub>"



McCALL  
R1250D

13 S/14 S  
175 mm, 7"



TOWNER-JACQUETTE  
R1260D

H 5/33  
170 mm, 6<sup>3</sup>/<sub>4</sub>"



GRACEY  
R1270D

Fig. 1/2  
175 mm, 7"



GRACEY  
R1280D

Fig. 3/4  
175 mm, 7"



GRACEY  
R1290D

Fig. 5/6  
175 mm, 7"



$\frac{1}{1}$   
GRACEY  
R1300D  
Fig. 7/8  
170 mm, 6 $\frac{3}{4}$ "




$\frac{1}{1}$   
GRACEY  
R1310D  
Fig. 9/10  
170 mm, 6 $\frac{3}{4}$ "




$\frac{1}{1}$   
GRACEY  
R1320D  
Fig. 11/12  
175 mm, 7"




$\frac{1}{1}$   
GRACEY  
R1330D  
Fig. 13/14  
170 mm, 6 $\frac{3}{4}$ "



McCALL  
R1340D  
SM 11/12  
175 mm, 7"



McCALL  
R1350D  
17S/18S  
175 mm, 7"



COLUMBIA  
R1360D  
4R/4L  
170 mm, 6<sup>3</sup>/<sub>4</sub>"



R1370D  
Sickleshaped scaler  
175 mm, 7"





$\frac{1}{1}$   
LANGER  
R1380D

for lower laterals,  
universal  
175 mm, 7"



$\frac{1}{1}$   
LANGER  
R1390D

for upper laterals,  
universal  
170 mm, 6 $\frac{3}{4}$ "




$\frac{1}{1}$   
LANGER  
R1400D

for centrals and  
buccal areas  
175 mm, 7"




$\frac{1}{1}$   
GOLDMANN-FOX  
R1410D

molars  
170 mm, 6 $\frac{3}{4}$ "




$\frac{1}{1}$   
COLUMBIA  
R1420D

molars  
170 mm, 6 $\frac{3}{4}$ "




$\frac{1}{1}$   
McCALL  
R1430D

for infected tissue  
170 mm, 6 $\frac{3}{4}$ "



HIRSCHFELD  
 R1440D  
 H 3/7

Periodontal file  
 buccal and lingual  
 165 mm, 6 1/2"




HIRSCHFELD  
 R1450D  
 H 5/11

Periodontal file  
 mesial and distal  
 165 mm, 6 1/2"



HIRSCHFELD  
 R1460D  
 H 9/10

Periodontal file  
 for difficult access  
 170 mm, 6 3/4"




$\frac{1}{16}$

ORBAN

R1470D

Periodontal file  
buccal and lingual  
175 mm, 7"



$\frac{1}{16}$

ORBAN

R1480D

Periodontal file  
mesial and distal  
175 mm, 7"



$\frac{1}{16}$

R1490D

Furcation curette  
buccal and lingual  
175 mm, 7"



$\frac{1}{16}$

R1500D

Furcation curette  
mesial and distal  
175 mm, 7"



PRICHARD  
R1510D

Raspatory  
190 mm, 7 1/2"




R1520D

Raspatory/  
Elevator  
165 mm, 6 1/2"




R1530D

Dissection raspatory  
175 mm, 7"



SCHLUGER  
R1540D

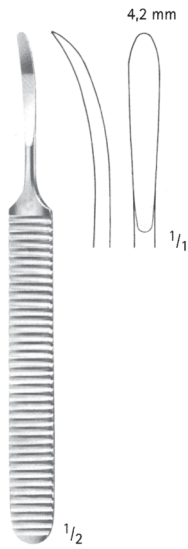
Periodontal file  
170 mm, 6 3/4"



SUGARMAN  
R1550D

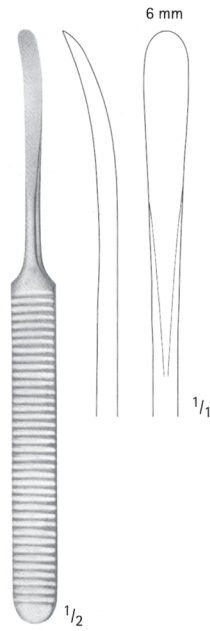
Periodontal file  
170 mm, 6 3/4"

Raspatories, Elevators, Suture Forceps, Tissue Nippers, Bone Rongeurs



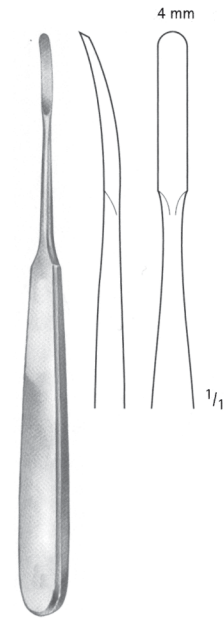
WILLIGER  
R1560D

140 mm, 5 1/2"



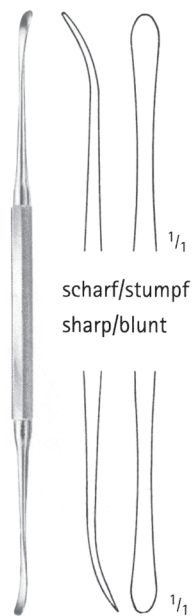
WILLIGER  
R1570D

160 mm, 6 1/4"



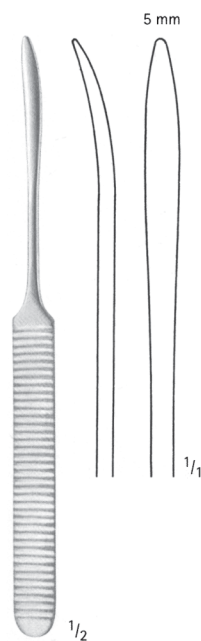
JOSEPH  
R1580D

180 mm, 7"



FREER  
R1590D


Elevator  
185 mm, 7 1/4"



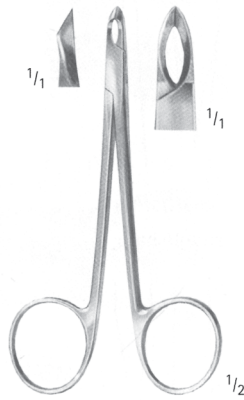
WILLIGER  
R1600D

Elevator/Raspatory  
165 mm, 6 1/2"

Raspatories, Elevators, Suture Forceps, Tissue Nippers, Bone Rongeurs

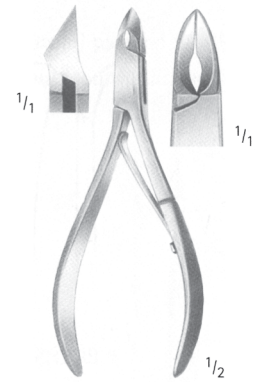


R1610D



R1620D

Tissue nipper  
105 mm, 4 1/8"



R1630D

Tissue nipper  
100 mm, 4"



SCHWARZ

R1640D

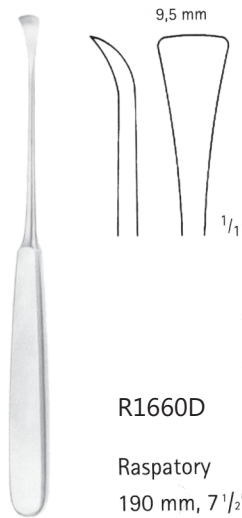
Bone Rongeur  
145 mm, 5 3/4"




LUER-FRIEDMANN

R1650D

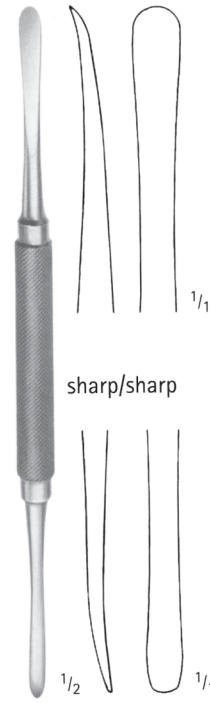
Bone rongeur  
145 mm, 5 3/4"



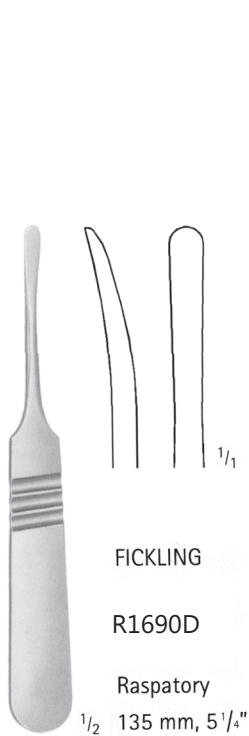
R1660D  
Raspatory  
190 mm, 7 1/2"



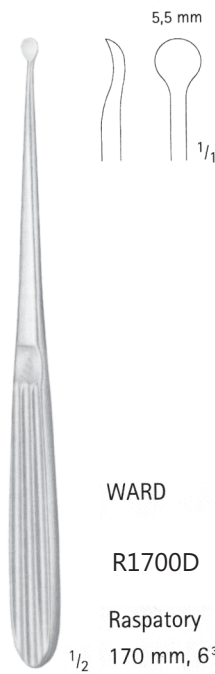
sharp/sharp  
R1670D  
Raspatory  
165 mm, 6 1/4"



sharp/sharp  
R1680D  
Raspatory  
180 mm, 7"



FICKLING  
R1690D  
Raspatory  
135 mm, 5 1/4"



WARD  
R1700D  
Raspatory  
170 mm, 6 3/4"



scharf/sharp  
SYME  
R1710D  
Elevator  
185 mm, 7 1/4"